

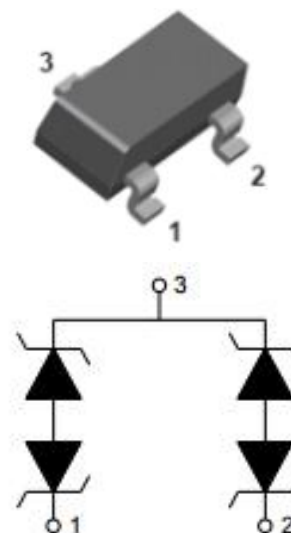
SOT-23 ESD 静电保护二极管

■ Features 特点

Two Bidirectional Lines 两个双向
ESD Protection 静电保护

■ Applications 应用

Portable electronics 便携式电子产品
Control & monitoring systems 控制与监视系统
Cellular handsets and accessories 蜂窝手机及配件
Servers, notebooks, and desktop PCs bus protection
服务器、笔记本及台式机总线保护



■ Internal Schematic Diagram 内部结构

■ Device Marking 产品打标

$V_{RWM}(V)$	3.3	5	8	12	15	18	24	36
Marking	C03	C05	C08	C12	C15	C18	C24	C36

■ Absolute Maximum Ratings 最大额定值

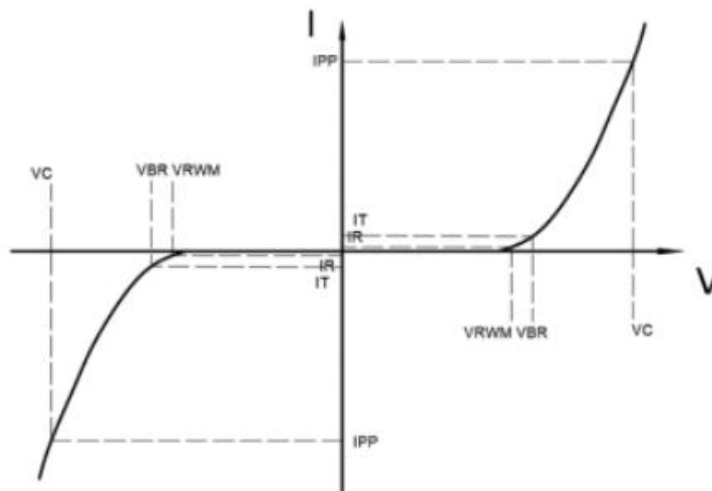
Characteristic 特性参数	Symbol 符号	Rat 额定值	Unit 单位
ESD (IEC61000-4-2 contact discharge) @25°C接触放电	V_{ESD}	±15	KV
ESD (IEC61000-4-2 air discharge) @25°C空气放电	V_{ESD}	±15	KV
Peak Pulse Power @25°C峰值脉冲功率	P_{PK}	450	W
Forward Voltage 正向电压@ $I_F=10mA$	V_F	0.8	V
Lead Temperature 管脚温度	T_L	260	°C
Lead Solder Time 管脚焊接时间	T_L	10	S
Operating Temperature 工作温度	T_{op}	-40~85	°C
Junction Temperature 结温	T_J	-55~125	°C
Storage Temperature 储存温度	T_{stg}	-55~150	°C

■ **Electrical Characteristics 电特性**

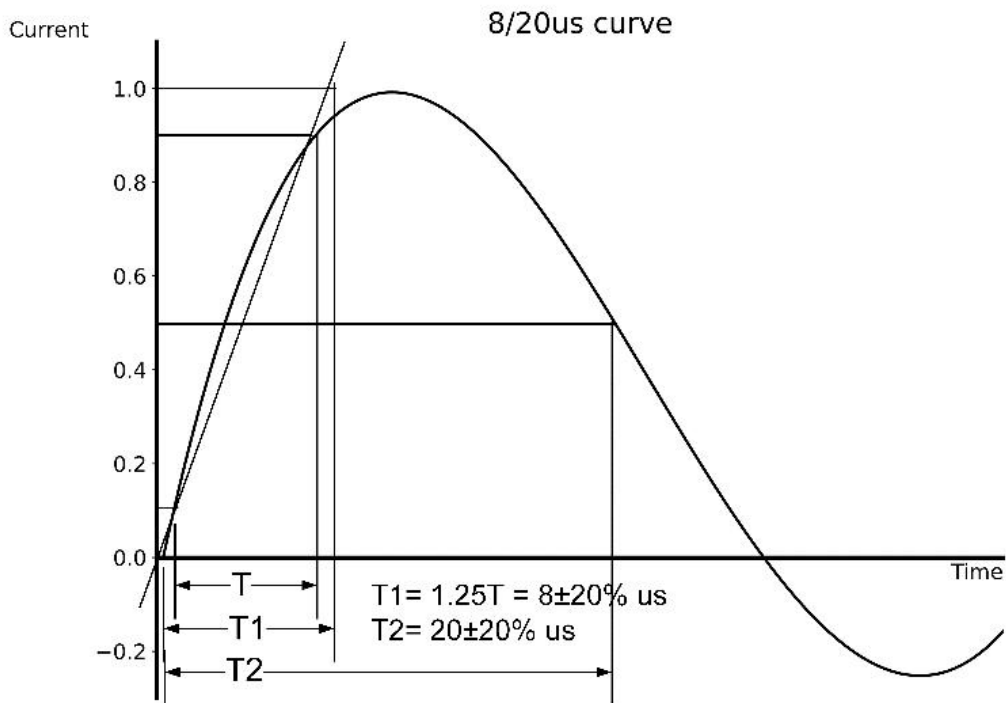
($T_A=25^{\circ}\text{C}$ unless otherwise noted 如无特殊说明, 温度为 25°C)

Part No.型号	$V_{RWM}(V)$	$V_{R(BR)}(V)$	$V_C(V)@I_T=1A$	$I_{PP}(A)$	$V_C(V)@I_T=I_{PP}$	$I_R(\mu A)$	$C_J(pF)$
FSNC23T3V2B	3.3	4.5	8.5	24	22.0	1.0	120
FSNC23T5V2B	5	6.5	9.5	20	22.0	1.0	120
FSNC23T8V2B	8	8.5	11.0	15	28.0	1.0	110
FSNC23T12V2B	12	13.3	20.0	12	37.0	1.0	70
FSNC23T15V2B	15	16.5	25.0	9.0	55.0	1.0	40
FSNC23T18V2B	18	19.5	30.0	7.0	56.0	1.0	35
FSNC23T24V2B	24	26.0	40.0	6.0	63.0	1.0	30
FSNC23T36V2B	36	38	55.0	4.0	72.0	1.0	25

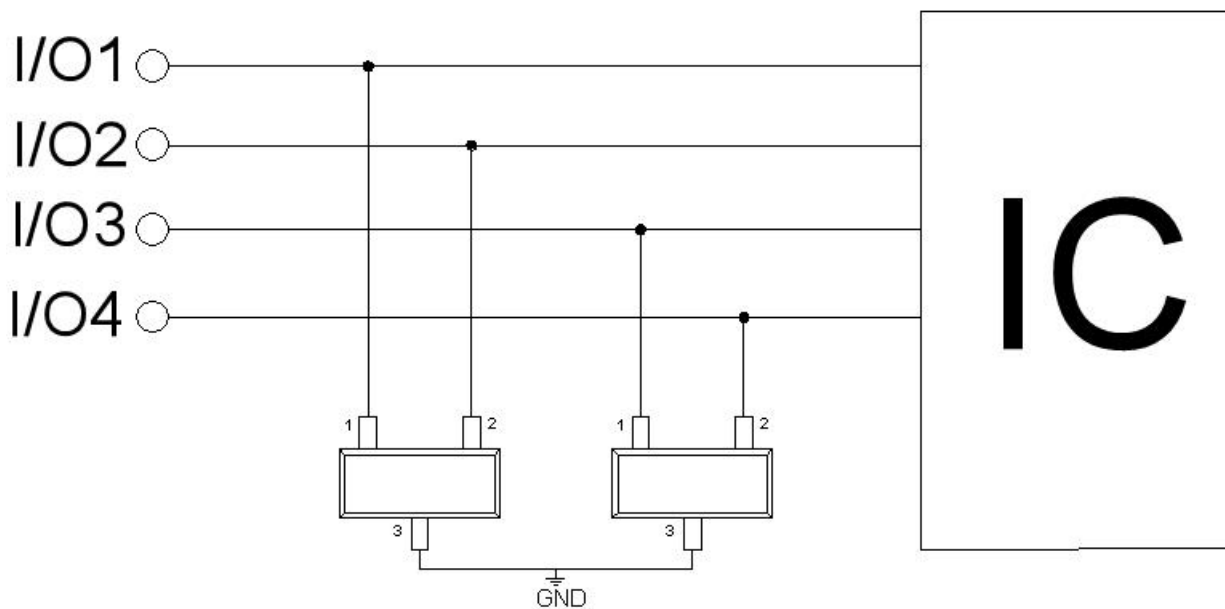
V_{RWM}	Reverse Working Voltage 反向工作电压
$V_{R(BR)}$	Reverse Breakdown Voltage 反向击穿电压@ $I_T=1mA$
I_T	Test Current 测试电流
I_R	Reverse Leakage Current 反向漏电流@ V_{RWM}
V_C	Clamping Voltage 钳位电压
I_{PP}	Reverse Peak Pulse Current 浪涌电流
C_J	Junction Capacitance 结电容 $V_{I0}=0V, V_{P-P} = 30mV, f = 1MHz$



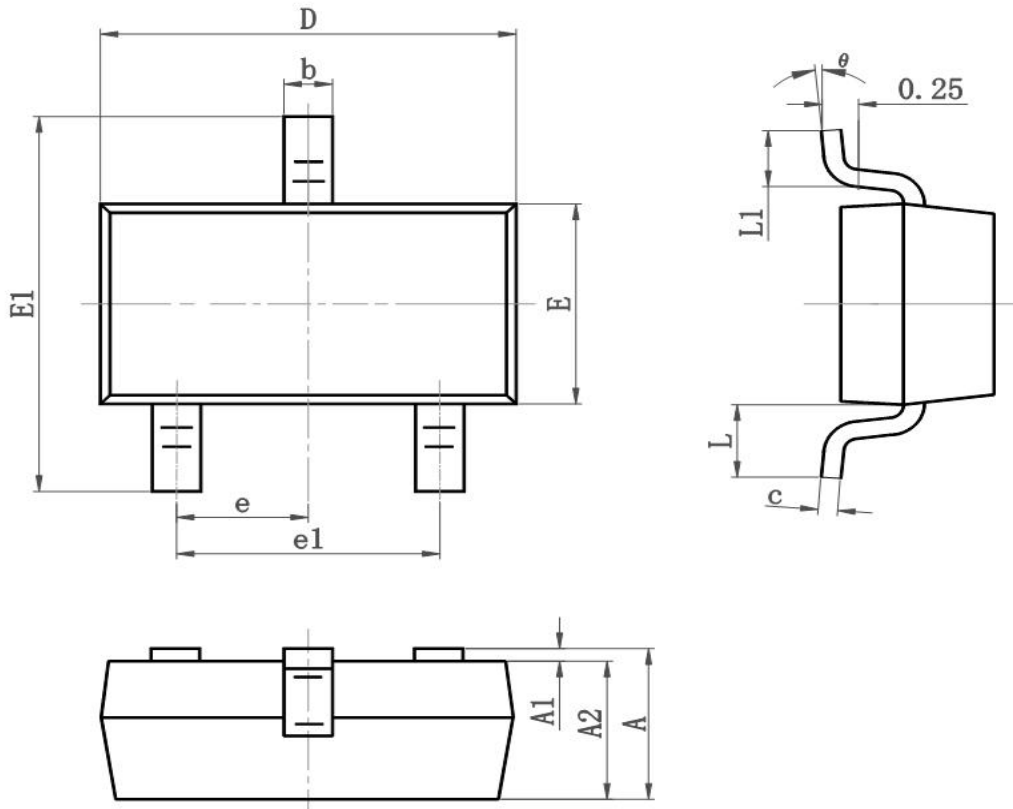
■ Typical Characteristic Curve 典型特性曲线



■ Typical Application 典型应用



■ Dimension 外形封装尺寸



Symbol	Dimensions In Millimeters		Dimensions In Inches	
	Min	Max	Min	Max
A	0.900	1.150	0.035	0.045
A1	0.000	0.100	0.000	0.004
A2	0.900	1.050	0.035	0.041
b	0.300	0.500	0.012	0.020
c	0.080	0.150	0.003	0.006
D	2.800	3.000	0.110	0.118
E	1.200	1.400	0.050	0.055
EI	2.250	2.550	0.089	0.100
e	0.900	1.00	0.035	0.039
e1	1.800	2.000	0.071	0.079
L	0.500	0.600	0.020	0.024
L1	0.300	0.500	0.012	0.020
θ	0°	8°	0°	8°