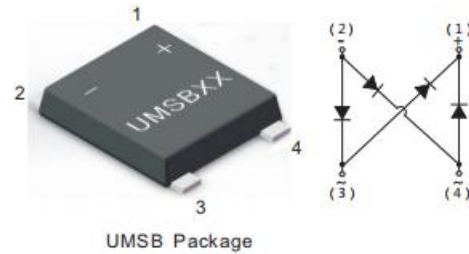


Bridge Rectifier Diode 整流桥

■ **Features 特点**

- Glass passivated chip junction 玻璃钝化结
- High surge current capability 高浪涌电流能力
- Peak Soak Temperature 260°C 峰值浸润温度 260 度
- Package 封装: UMSB



■ **Maximum Rating 最大额定值**

($T_A=25^{\circ}\text{C}$ unless otherwise noted 如无特殊说明, 温度为 25°C)

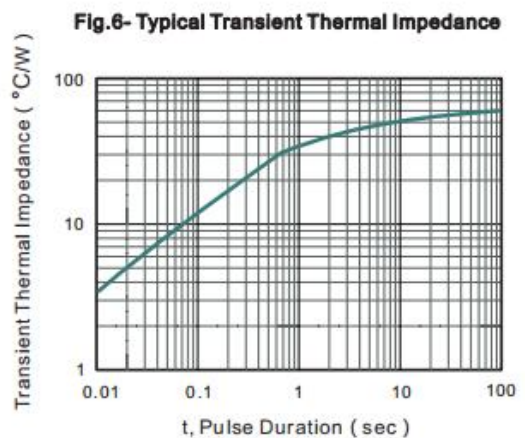
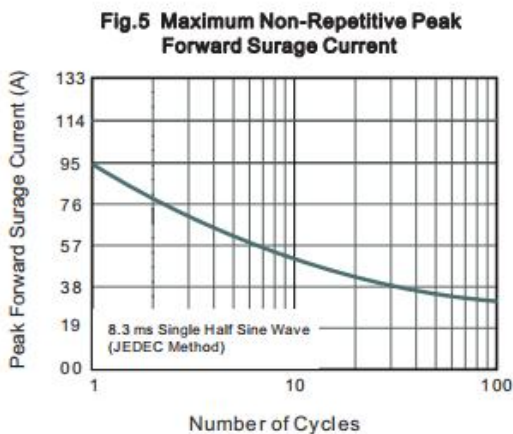
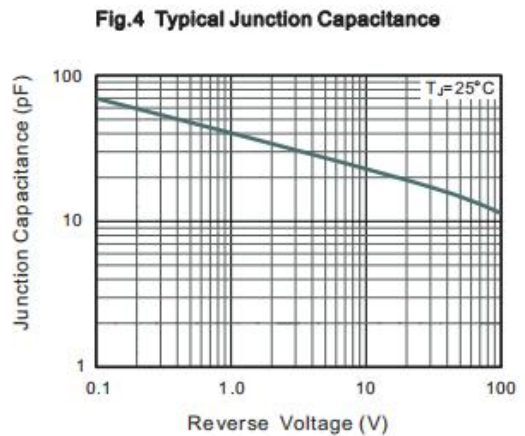
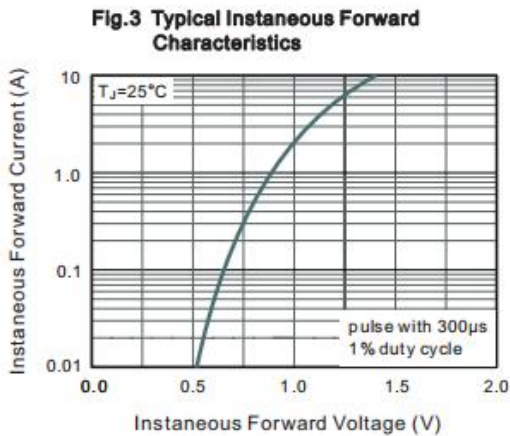
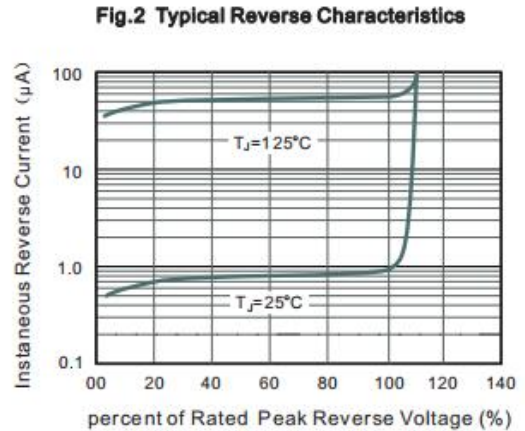
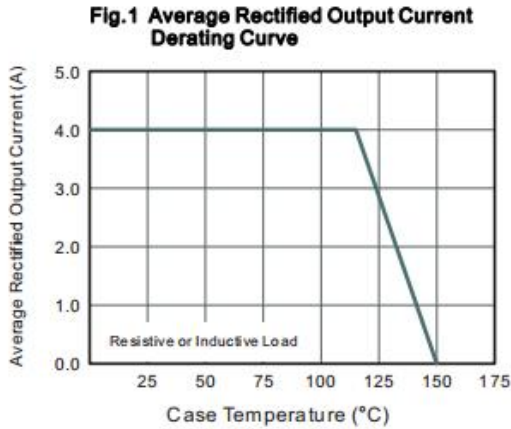
Characteristic 特性参数	Symbol 符号	MSB40B	MSB40D	MSB40G	MSB40J	MSB40K	MSB40M	Unit 单位
Peak Reverse Voltage 反向峰值电压	V_{RRM}	100	200	400	600	800	1000	V
DC Reverse Voltage 直流反向电压	$V_{R(DC)}$	100	200	400	600	800	1000	V
RMS Reverse Voltage 反向电压均方根值	$V_{R(RMS)}$	70	140	280	420	560	700	V
Forward Rectified Current 正向整流电流	I_F	4						A
Peak Surge Current 峰值浪涌电流	I_{FSM}	95						A
Thermal Resistance J-A 结到环境热阻	$R_{\theta JA}$	60						$^{\circ}\text{C}/\text{W}$
Junction and Storage Temperature 结温和储藏温度	T_J, T_{stg}	150 $^{\circ}\text{C}$, -55to+150 $^{\circ}\text{C}$						

■ **Electrical Characteristics 电特性**

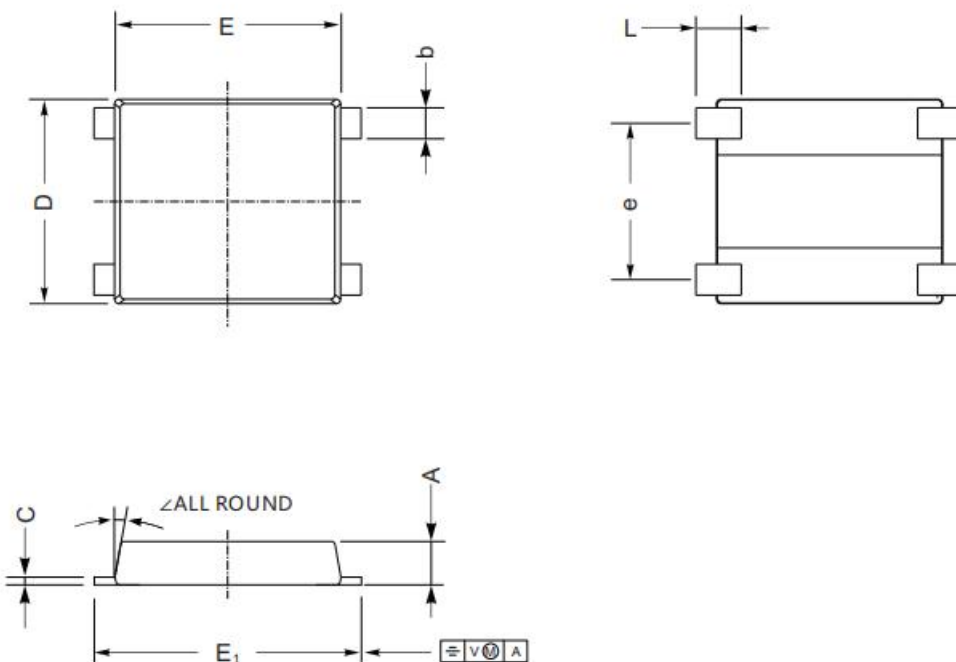
($T_A=25^{\circ}\text{C}$ unless otherwise noted 如无特殊说明, 温度为 25°C)

Characteristic 特性参数	Symbol 符号	Min 最小值	Typ 典型值	Max 最大值	Unit 单位	Condition 条件
Forward Voltage 正向电压	V_F		1.1		V	$I_F=3\text{A}$
Reverse Current ($T_A=25^{\circ}\text{C}$) 反向电流($T_A=125^{\circ}\text{C}$)	I_R			5 100	μA	$V_R=V_{RRM}$
Diode Capacitance 二极管电容	C_D		50		pF	$V_R=4\text{V}, f=1\text{MHz}$

■ Typical Characteristic Curve 典型特性曲线



■Dimension 外形封装尺寸



UMSB mechanical data

UNIT		A	C	D	E	E ₁	L	e	b	∠
mm	max	1.5	0.29	7.0	7.6	8.9	1.6	5.3	1.15	10°
	min	1.3	0.17	6.2	7.1	8.4	1.0	4.9	0.95	
mil	max	59	12	276	299	350	55	209	45	
	min	51	7	244	280	331	31.5	193	37	